



BORDER RIVERS CHRISTIAN COLLEGE
Annual Report 2021 (Based on 2020 Data)

College Mission Statement

The school's mission is to work in partnership with students and families to facilitate excellence in Christian education, building a foundation in students that will stay with them for life.

Border Rivers Christian College was opened at the beginning of 2015, is sponsored by the Goondiwindi Christian Church, and operated on a non-denominational basis. With Preparatory to Year 12 classes conducted in a co-education setting. Many in the local community have great confidence in the College and it is highly regarded regionally. This can be seen via our parent opinion survey data for 2019.

Border Rivers has opened its new secondary wing at the commencement of 2021. With COVID lockdowns in 2020, forcing learning to be alternate and offsite. Early 2021 has seen floods which postponed the opening further.

We possess the facilities and expertise to cater for all Prep to Year 12 children. Currently class sizes are small and capped and are thus composite. However, with steady growth the move to single stream classes is occurring with single stream at Prep, 1, 2, 7, 8, 11 and 12.

All children are nurtured and closely supported in this holistic learning environment. Border Rivers Christian College is a safe learning place, and provides enjoyable and relevant learning activities, in order to consolidate learning and extend students. The College aims to foster a love of learning, unreserved participation, caring for others and living the way that pleases God.

Values

The college expectations are **CLEAR**, and students are expected to respond positively to these. Being a member of Border Rivers Christian College means that students will value:

Christlikeness

1. I am prepared to serve others in love
2. I will consider the needs of others
3. I will be patient, kind and gracious.

Learning

1. I am ready to learn
2. I have all my required equipment for the day
3. I will diligently complete my homework.

Excellence

1. I will try my best and encourage others to do the same
2. I am determined to achieve to the best of my ability
3. I will demonstrate and develop my gifts and talents

Attitude

1. I will have a positive approach to learning
2. I am determined to work to overcome obstacles
3. I am prepared to work at relationships

Respect

1. I will consider the impact of my actions
2. I will not hinder others from learning



**BORDER RIVERS
CHRISTIAN COLLEGE**
Co-educational
Preparatory to Year 12

T: 07 4671 4123
E: admin@brcc.qld.edu.au
P O Box 1201, Goondiwindi Qld 4390

3. I will be in full and correct uniform

The biblical basis for the College's values can be seen below:

Christlikeness: Who we are, the way we think, speak and behave. Does it reflect Christ's character? 1 John 2:6 We are to walk as Jesus walked. 1 Peter 1: 15-16 – Be holy as he is holy. We are set apart for God.

Learning: A teachable attitude, being prepared to learn and grow. We need to let others teach us. We don't know it all. Proverbs 22:6 – Train up a child in the way he should go. Proverbs 1:1-9 (particularly verse 7) – The fear of the Lord is the beginning of knowledge. Psalm 78:1-8 – Passing on the truths of God to the next generation.

Excellence: Setting a standard and maintaining it. Colossians 3:23 – Whatever you do, do it with all your heart.

Attitude: Our attitude, effort, and humility. Ecclesiastes 12:13 – Man's Duty – our attitude needs to be to serve God. Ephesians 4:32 – A forgiving attitude. Philippians 4:4 – A joyful attitude.

Respect: The way we treat others and ourselves. Matthew 7:12 – Treat others the way you wish to be treated. Matthew 5:43- 48 – Love your enemies.



**BORDER RIVERS
CHRISTIAN COLLEGE**
Co-educational
Preparatory to Year 12

T: 07 4671 4123
E: admin@brcc.qld.edu.au
P O Box 1201, Goondiwindi Qld 4390

School Sector: Independent

School's Address: Corner of Gibson St and Lilly Drive, Goondiwindi Qld 4390

Total Enrolments: 100. Of the 100 students at the end of 2020 enrolled at Border Rivers Christian College, 56 were girls and 44 boys. There was a 16% indigenous enrolment within the school population.

Year Levels Offered: P- 12

Co-educational or Single Sex: Co-educational

Distinctive Curriculum Offerings/Extra Curricular: Students at Border Rivers Christian College engage in a strong grounding of curriculum offerings, providing pathways to further education and training. As a Christian School, we offer Christian Living as a subject from Prep to Year 10, focusing on biblical truth and application.

Classes have regular incursions of groups and individuals, for events such as NAIDOC. Students have engaged in service based activities such as Meals on Wheels, and they conduct the regular Chapel/Assembly leading the service, singing and introducing guest speakers.

Students are encouraged to pursue musical and sporting endeavours and the Arts. Students are supported to participate in the Goondiwindi Eisteddfod in a range of areas.

Social Climate: Border Rivers Christian College fosters a caring environment informed by a Biblical world view. Child protection, behaviour management and anti-bullying policies and programs are in place with an emphasis on prevention.

Staff structures support student pastoral care through Home Room Teachers and the College Chaplain.

A weekly Chapel Service is part of the school program and regular school sporting competitions are held to encourage a whole school social atmosphere.

We have a number of volunteers who regularly help at the College and support the learning of the students.

Parental Involvement: There are a large number of volunteers that assist in the various facets of the college, from assisting with the reading programs, through to facilitating hearing programs with our indigenous students, parents are very welcome and active. In 2018 we commenced a parent engagement action research project in collaboration with ISQ (Independent Schools Queensland).

Parent, Teacher and Student Satisfaction with the School: Border Rivers Christian College has been enjoying increased enrolments and a growing reputation in the community. Parental and student satisfaction through word of mouth is the main driver of this growth. The College has grown steadily over the years and continues to grow.

Rising academic achievement, a caring and disciplined environment, a new school opened in 2017, a specialist secondary wing to be opened in 2020, open communication between parents and staff, and a distinctive Christian Education are the main sources of parental satisfaction.

Contact Person for Further Information: Mrs Rebecca Montgomery - Principal

School Income Broken Down by Funding Source:

Please refer to the My School website <http://www.myschool.edu.au/> for information on school funding



BORDER RIVERS CHRISTIAN COLLEGE

Co-educational
Preparatory to Year 12

T: 07 4671 4123
E: admin@brcc.qld.edu.au
P O Box 1201, Goondiwindi Qld 4390

Staffing Information:

In 2020 there were:

Primary: 4.5 FTE

Secondary: 5.32 FTE

4 FTE Non-Teaching Staff Members

Qualification	Either detail the number or the percentage of classroom teachers and school leaders at the school who hold this qualification
Doctorate or higher	1
Masters	1
Bachelor Degree	10
Diploma	0
Certificate	0

Expenditure on and Teacher Participation in Professional Development:

a) Teacher Participation in Professional Development

Description of PD activity	Number of teachers participating in activity
Principal Conference	0
Bookkeeping Training	1
First Aid Training	10
Curriculum Development/Teaching & Learning	10
Total number of teachers participating in at least one activity in the program year	100%

b) Expenditure on Professional Development

Total Number of Teachers	Total expenditure on teacher PD (as recorded in Financial Questionnaire)	Average expenditure on PD per teacher
10 FTE	\$17,710 \$10,000 (Wages)	\$2,771
The total funds expended on teacher professional development in 2020		\$27,710
The proportion of the teaching staff involved in professional development activities during 2020		100%
The major professional development initiatives were as follows: First Aid Training, Curriculum Development, Portfolio Development, Special Needs.		



Average teaching staff attendance for the school, based on unplanned absences of sick and emergency leave periods of up to 5 days:

Number of Staff	Number of School Days	Total Days Staff Absences	Average Staff Attendance Rate
10	189	41	78%
For permanent and temporary classroom teachers and school leaders the average staff attendance rate was 78% in 2020. This was mainly due to isolation requirements from COVID tests.			

Proportion of teaching staff retained from the previous year:

Number of permanent teaching staff at end of previous year	Number of these staff retained in the following year (the program year)	% retention rate
11	9	81%
From the end of 2020 81% of staff were retained for the entire 2020 school year		

Key Student Outcomes

Border Rivers Christian College Student Attendance – Full Time students 2020

2020	No. School Days	Total Students	No. Possible days	Total Days Absent	Total Days Attendance	Total Days Attendance/Year
Sem1	92	109-100	9857	794	9063	9063
T3	44	100-98	4366	423.5	3942.5	3942.5
T4	44	100	4310	491.5	3818.5	3818.5
Full Year	180	109-100	18533	1709	16824	16824

16824 total attendance whole school

18533 possible attendance days x 100 = 90.78%

Total Number of students as at 4 December, 2020 = 100 full time students*

Total Number of students as at 4 December, 2020 Indigenous = 16 Students*

Percentage of Indigenous Students 16/100 = 16%

Girls = 58

Boys = 42

Any absences are followed up by a call home from our office manager. These are recorded.

*This data includes Year 11 students who finished on 27 November, 2020 and Year 12 students who finished on 20 November, 2020 (for all other students their final day was 4 December, 2020).



BORDER RIVERS CHRISTIAN COLLEGE

Co-educational
Preparatory to Year 12

T: 07 4671 4123
E: admin@brcc.qld.edu.au
P O Box 1201, Goondiwindi Qld 4390

2020		No. School Days	Total Students	No. Possible days	Total Days Absent	Total Days Attendance
Prep	Sem1	92	15-13	1297	146	1151
	T3	44	13-12	555	66	489
	T4	44	12	528	58	470
	Total	180	15-12	2380	270	2110

2110 total attendance

2380 possible attendance days x 100 = 88.66%

2020		No. School Days	Total Students	No. Possible days	Total Days Absent	Total Days Attendance
y1	Sem1	92	12-11	1091	71	1020
	T3	44	11	484	38	446
	T4	44	11	484	51	433
	Total	180	12-11	2059	160	1899

1899 total attendance

2059 possible attendance days x 100 = 92.23%

2020		No. School Days	Total Students	No. Possible days	Total Days Absent	Total Days Attendance
y2	Sem1	92	7-6	614	51	563
	T3	44	6	264	28	236
	T4	44	6	264	36.5	227.5
	Total	180	7-6	1142	115.5	1026.5

1026.5 total attendance

1142.0 possible attendance days x 100 = 89.89%

2020		No. School Days	Total Students	No. Possible days	Total Days Absent	Total Days Attendance
y3	Sem1	92	8-7	723	45.5	677.5
	T3	44	7	308	23.5	284.5
	T4	44	8	352	24.5	327.5
	Total	180	8-7	1383	93.5	1289.5

1289.5 total attendance

1383.0 possible attendance days x 100 = 93.24%

2020		No. School Days	Total Students	No. Possible days	Total Days Absent	Total Days Attendance
y4	Sem1	92	10-9	889	43	846
	T3	44	9-8	379	22.5	356.5
	T4	44	8	352	13	339
	Total	180	10-8	1620	78.5	1541.5

1541.5 total attendance

1620.0 possible attendance days x 100 = 95.15%



BORDER RIVERS CHRISTIAN COLLEGE

Co-educational
Preparatory to Year 12

T: 07 4671 4123
E: admin@brcc.qld.edu.au
P O Box 1201, Goondiwindi Qld 4390

2020		No. School Days	Total Students	No. Possible days	Total Days Absent	Total Days Attendance
y5	Sem1	92	5	460	32	428
	T3	44	5	220	19	201
	T4	44	5	220	13	207
	Total	180	5	900	64	836

836 total attendance

900 possible attendance days x 100 = 92.89%

2020		No. School Days	Total Students	No. Possible days	Total Days Absent	Total Days Attendance
y6	Sem1	92	13	1196	57	1139
	T3	44	13	572	42	530
	T4	44	14	616	68.5	547.5
	Total	180	13-14	2384	167.5	2216.5

2216.5 total attendance

2384.0 possible attendance days x 100 = 92.97%

2020		No. School Days	Total Students	No. Possible days	Total Days Absent	Total Days Attendance
y7	Sem1	92	8	720	92.5	627.5
	T3	44	7	308	47.5	260.5
	T4	44	7	308	52.5	255.5
	Total	180	8-7	1336	192.5	1143.5

1143.5 total attendance

1336.0 possible attendance days x 100 = 85.59%

2020		No. School Days	Total Students	No. Possible days	Total Days Absent	Total Days Attendance
y8	Sem1	92	6-5	552	42.5	509.5
	T3	44	5	220	16.5	203.5
	T4	44	5	220	21.5	198.5
	Total	180	6-5	992	80.5	911.5

911.5 total attendance

992 possible attendance days x 100 = 91.89%

2020		No. School Days	Total Students	No. Possible days	Total Days Absent	Total Days Attendance
y9	Sem1	92	7-6	582	55.5	526.5
	T3	44	6	264	20	244
	T4	44	6	264	54	210
	Total	180	7-6	1110	129.5	980.5

980.5 total attendance

1110.0 possible attendance days x 100 = 88.33%



BORDER RIVERS CHRISTIAN COLLEGE

Co-educational
Preparatory to Year 12

T: 07 4671 4123
E: admin@brcc.qld.edu.au
P O Box 1201, Goondiwindi Qld 4390

2020		No. School Days	Total Students	No. Possible days	Total Days Absent	Total Days Attendance
y10	Sem1	92	7-6	644	45.5	598.5
	T3	44	6	264	22.5	241.5
	T4	44	6	264	30.5	233.5
	Total	180	7-6	1172	98.5	1073.5

1073.5 total attendance

1172.0 possible attendance days x 100 = 91.6%

2020		No. School Days	Total Students	No. Possible days	Total Days Absent	Total Days Attendance
y11	Sem1	92	5-6	537	36	501
	T3	44	6	264	20	244
	T4	39	6	234	31.5	202.5
	Total	175	5-6	1035	87.5	947.5

947.5 total attendance

1035.0 possible attendance days x 100 = 91.55%

2020		No. School Days	Total Students	No. Possible days	Total Days Absent	Total Days Attendance
y12	Sem1	92	6	552	76.5	475.5
	T3	44	6	264	58	206
	T4	34	6	204	37	167
	Total	170	109-100	1020	171.5	848.5

848.5 total attendance

1020.0 possible attendance days x 100 = 82.89%

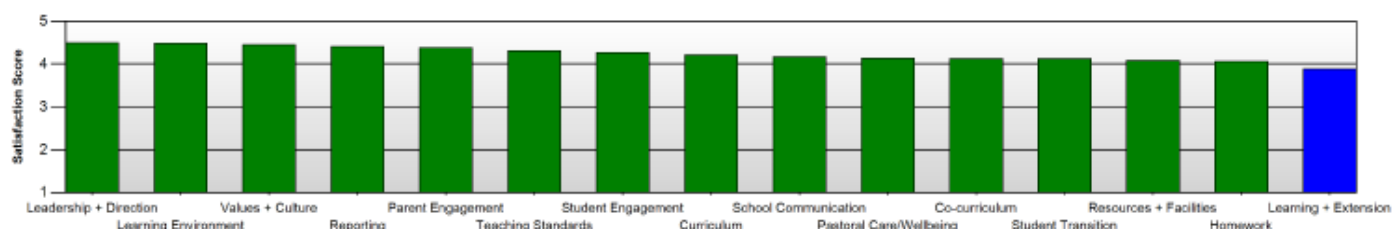
There are no NAPLAN results for Years 3, 5 and 7 and 9 in 2020 due to COVID

NAPLAN information is available at the My School website <http://www.myschool.edu.au/>



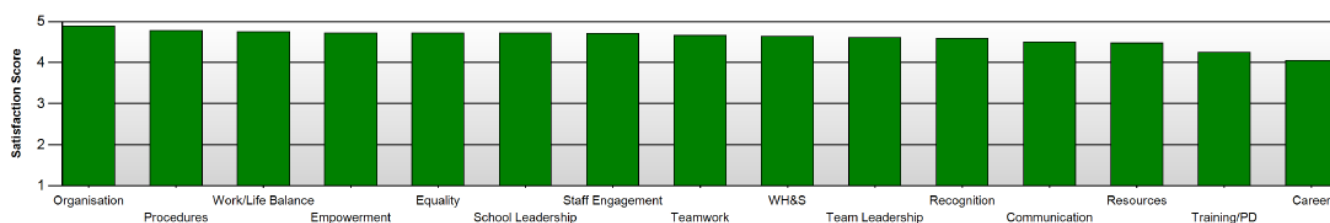
Benchmark Data for Year

Parent Opinion Survey 2019



Staff Opinion Survey 2021

This report section provides a summary of the total responses grouped by key area. Results are ranked from highest to lowest and compared to the average overall score.



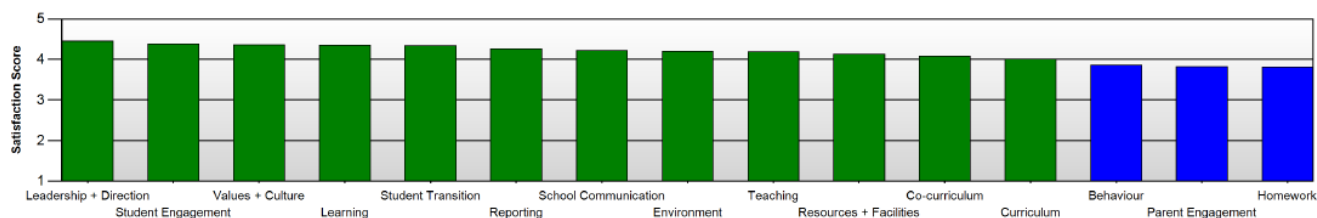
Key Area	Satisfaction	Variance
Organisation	4.89	5%
Procedures	4.78	3%
Work/Life Balance	4.75	2%
Empowerment	4.72	2%
Equality	4.72	2%
School Leadership	4.72	2%
Staff Engagement	4.71	2%
Teamwork	4.67	1%
WH&S	4.65	0%
Team Leadership	4.61	-1%
Recognition	4.60	-1%
Communication	4.50	-3%
Resources	4.48	-3%
Training/PD	4.26	-8%
Career	4.05	-13%
Average Score	4.64	

■ Excellent
 ■ Good score
 ■ Requires attention
 ■ Immediate action
 ■ Above average
 ■ Below average



Student Opinion Survey 2021

This report section provides a summary of the total responses grouped by key area. Results are ranked from highest to lowest and compared to the average overall score.



Key Area	Satisfaction	Variance
Leadership + Direction	4.46	5%
Student Engagement	4.38	4%
Values + Culture	4.36	3%
Learning	4.35	3%
Student Transition	4.34	3%
Reporting	4.27	1%
School Communication	4.22	0%
Environment	4.21	0%
Teaching	4.19	-1%
Resources + Facilities	4.13	-2%
Co-curriculum	4.09	-3%
Curriculum	4.01	-5%
Behaviour	3.86	-9%
Parent Engagement	3.83	-9%
Homework	3.82	-10%
Average Score	4.23	

■ Excellent
 ■ Good score
 ■ Requires attention
 ■ Immediate action
 ■ Above average
 ■ Below average



BORDER RIVERS CHRISTIAN COLLEGE

Co-educational
Preparatory to Year 12

T: 07 4671 4123
E: admin@brcc.qld.edu.au
P O Box 1201, Goondiwindi Qld 4390

Destination Data



For more information about the survey visit the *Next Step* website www.qld.gov.au/nextstep.
Regional and statewide reports will be available from October 2021.



100.0% response rate

6 out of 6 Year 12 completers from this school responded to the 2021 survey.

Post-school destinations



In 2021, five Year 12 completers from Border Rivers Christian College were engaged in education, training or employment in the year after they completed school.



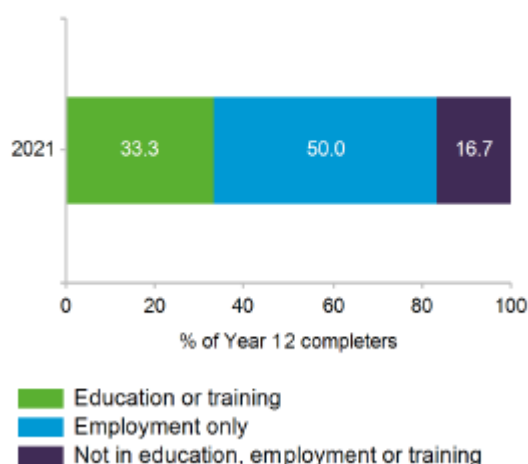
Of the six respondents, two continued in some recognised form of education and training, with both studying a bachelor degree.



A further three respondents transitioned directly into paid employment and no further study.

All Year 12 completers were assigned to a *main destination*. Respondents who were both studying and working are reported as being in education or training, including apprentices and trainees.

Engagement in 2021



Main Destination in 2021

