



2022

ANNUAL REPORT

www.gbc.vic.edu.au



Geelong Baptist College

Annual Report 2022

Table of Contents

College profile	5
Vision	7
Board	9
Staff	11
Student attendance	13
Student outcomes	15
Satisfaction survey	19
Finances	25

590 Anakie Rd,
Lovely Banks Vic 3213

Phone: 5260 9999
Email: enquiries@gbc.vic.edu.au



College Profile

Geelong Baptist College (GBC) is a co-educational Primary and Secondary school. It commenced in 2002. GBC was established on a Christian foundation having an open enrolment policy. It has a growing student population from Foundation to Year 12.

We offer an educational climate including care, challenge and achievement. Our Motto, 'Live the Truth', encompasses core values which include respect, integrity, initiative, resilience, positive work ethic, compassion and teamwork. Our Logo represents the idea of learning for tomorrow by rising above the challenges of today.

We acknowledge and value each individual student's background, interests and abilities and aim to cater for those individual differences, appreciating each student's personal learning journey.

Mrs Judy Sobey Primary Principal

Mr Neil Wetmore Secondary Principal



Our Vision

The College vision is to provide a positive and engaging learning experience that has been developed within a Christian framework.

Through the development of an inclusive, nurturing and challenging environment, students explore and develop their individual abilities, maximising their potential - personally and academically.

The College's mission is to deliver to society young people who have: discernment (the skills and desire to commit to action for a better society), character (self-discipline, integrity, acceptance and compassion), success (to work hard, and to strive for success in their personal life, in education and in employment) and faith (the opportunity to discover the truth of the Gospel of Jesus).

The programs, curriculum, and teaching at Geelong Baptist College support and promote the principles and practice of Australian democracy, including a commitment to:

- Elected government
- The rule of law
- Equal rights for all before the law
- Freedom of religion
- Freedom of speech and association
- The values of openness and tolerance



College Board

There are seven Board members. Six Board Members live in Perth, WA. Dr Rodney Smith lives in Victoria. The Board members are familiar with the Victorian Management, Compliance and Child Safe Standards. The Chairman, Mike Smith usually visits each term and also is in regular contact with both principals via phone and email. The Treasurer, Wendy Taylor has regular contact with the principals via phone and email. David Darling visits the College regularly to oversee the buildings and grounds maintenance.

Name	Role	Experience (relevance to Board)
Mike Smith	Chairman	Experienced educator and administrator, Secondary Principal for 18 years.
Wendy Taylor	Treasurer	Experienced accountant in education industry.
Dr R Smith	Secretary	Psychiatrist. (The Public Officer and Secretary of the Board in Victoria.
Julie Hollett	Member	Experienced educator in secondary and tertiary education. Church pastor.
Kieran Graham	Member	Experienced educator, K – 12 school principal.
Mathilda Joubert	Member	Experienced educator with skills in compliance and improving student outcomes.
Tanis Arnold	Member	Family lawyer.



Staff

Staff are selected on the basis of merit, qualifications, and skills and especially for their attitude of commitment and care towards students. Staff are expected to be examples upon which children can confidently model themselves.

All teaching staff must be registered with the Victorian Institute of Teaching (VIT). The VIT's purpose is to regulate the teaching profession in Victoria in the public interest by enforcing high ethical and professional standards for teachers.

All staff complete annual mandatory reporting training, and are also trained or updated in first aid, including anaphylaxis and asthma management.

	FTE	Count
Administration	2.80	5.00
Bus Drivers	4.01	6.00
ESO - Primary	1.00	1.00
ESO - Secondary	1.62	3.00
Principal	2.00	2.00
Teacher - Primary	8.91	12.00
Teacher - Secondary	21.52	26.00
Total	41.87	55.00



Student Attendance

In the secondary school, attendance is marked in Pastoral Care and in each subsequent period. In the primary school, attendance is marked in Pastoral Care and again after lunch.

Absences must be explained by a parent or guardian by 10am on the day of the absence. If no explanation is received by this time, parents or guardians are contacted via text message.

Average student attendance rate by year level	
Foundation	82.71
1	86.89
2	86.85
3	86.49
4	83.90
5	87.68
6	85.07
7	83.44
8	76.13
9	81.45
10	81.27
11	87.32
12	82.25



Student Outcomes

Each year, all students in Years 3, 5, 7 and 9 are required to sit the National Assessment Program in Literacy and Numeracy (NAPLAN) tests. These tests are the only nationwide assessment that all Australian children undertake and establish the proportion of students achieving the national benchmark.

Percentage of students achieving at or above the national minimum standards			
	2019 (9 students)	2021 (23 students)	2022 (16 students)
Year 3			
Reading	100	100	100
Writing	100	100	100
Spelling	89	100	100
Grammar & punctuation	100	95	100
Numeracy	100	100	100
Year 5	2019 (22 students)	2021 (20 students)	2022 (26 students)
Reading	100	100	100
Writing	95	100	96
Spelling	95	94	100
Grammar & punctuation	91	100	96
Numeracy	100	100	100
Year 7	2019 (40 students)	2021 (38 students)	2022 (43 students)
Reading	98	94	100
Writing	83	94	98
Spelling	95	92	98
Grammar & punctuation	93	95	95
Numeracy	100	97	92
Year 9	2019 (23 students)	2021 (43 students)	2022 (37 students)
Reading	100	91	95
Writing	100	78	89
Spelling	89	86	89
Grammar & punctuation	100	83	95
Numeracy	100	100	100



Student Outcomes

Senior secondary outcomes

Our 2022 Year 12 students experienced significant disruption to their senior secondary years, with numerous Covid-19 lockdowns during 2020 and 2021, and enforced quarantine periods for any students testing positive to Covid-19 during the first part of 2022. They showed great resilience and determination to overcome these challenges and we wish them the very best for all of their future endeavours.

In 2022 we had 20 students enrolled in Year 12

- Students graduating – 20 (100%)
- VCAL students – 3
- Students not seeking an ATAR – 3
- Students seeking an ATAR - 17
- Highest ATAR – 87.7
- Average ATAR – 51
- 14 students applied for courses at various institutions. 3 students got their first preference in the first round offers. 10 students got another preference in the first round offers.
- 12 students have accepted their offer. 1 student has declined as he will be pursuing an aviation course elsewhere.
- 4 students did not apply for courses and are undecided about what career they would like to pursue at this stage.
- 1 student has taken up an apprenticeship.
- 1 student is in the process of applying for the Defence Force.

Proportion of Year 9 students retained to Year 12

In 2019 we had 29 students in Year 9. In 2022, 20 students graduated which equates to 69%.

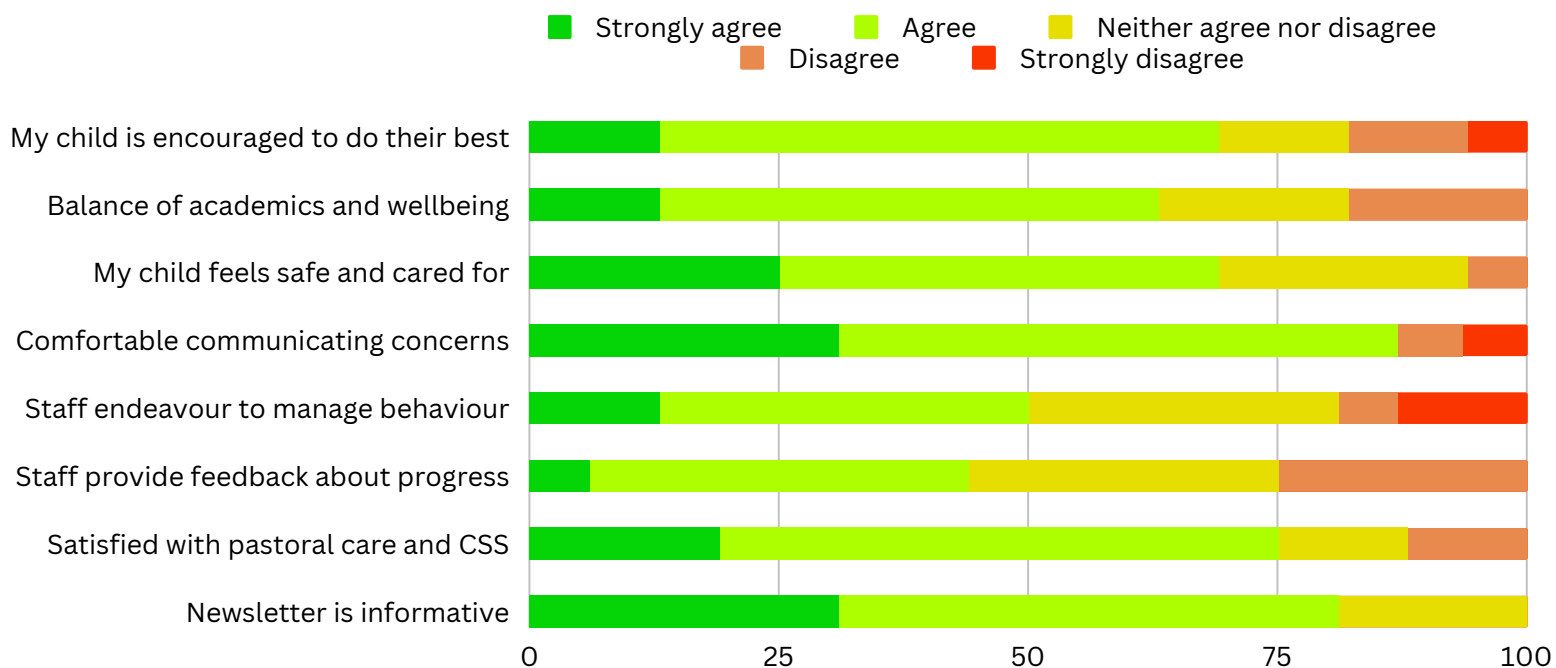


Satisfaction Survey 2022

Parent, student and staff

Geelong Baptist College is always looking for ways to improve. We seek input and feedback from our entire community as a way to identify areas for future focus. In 2022, the College conducted surveys with students, parents and staff, in which respondents were asked to evaluate the extent to which they believed effective practice was apparent across the school. Responses were scored on an eleven point scale, ranging from ten being total agreement, down to zero being total disagreement, and converted to an average score out of ten. Over the following pages is a sample of specific questions from different areas of the survey.

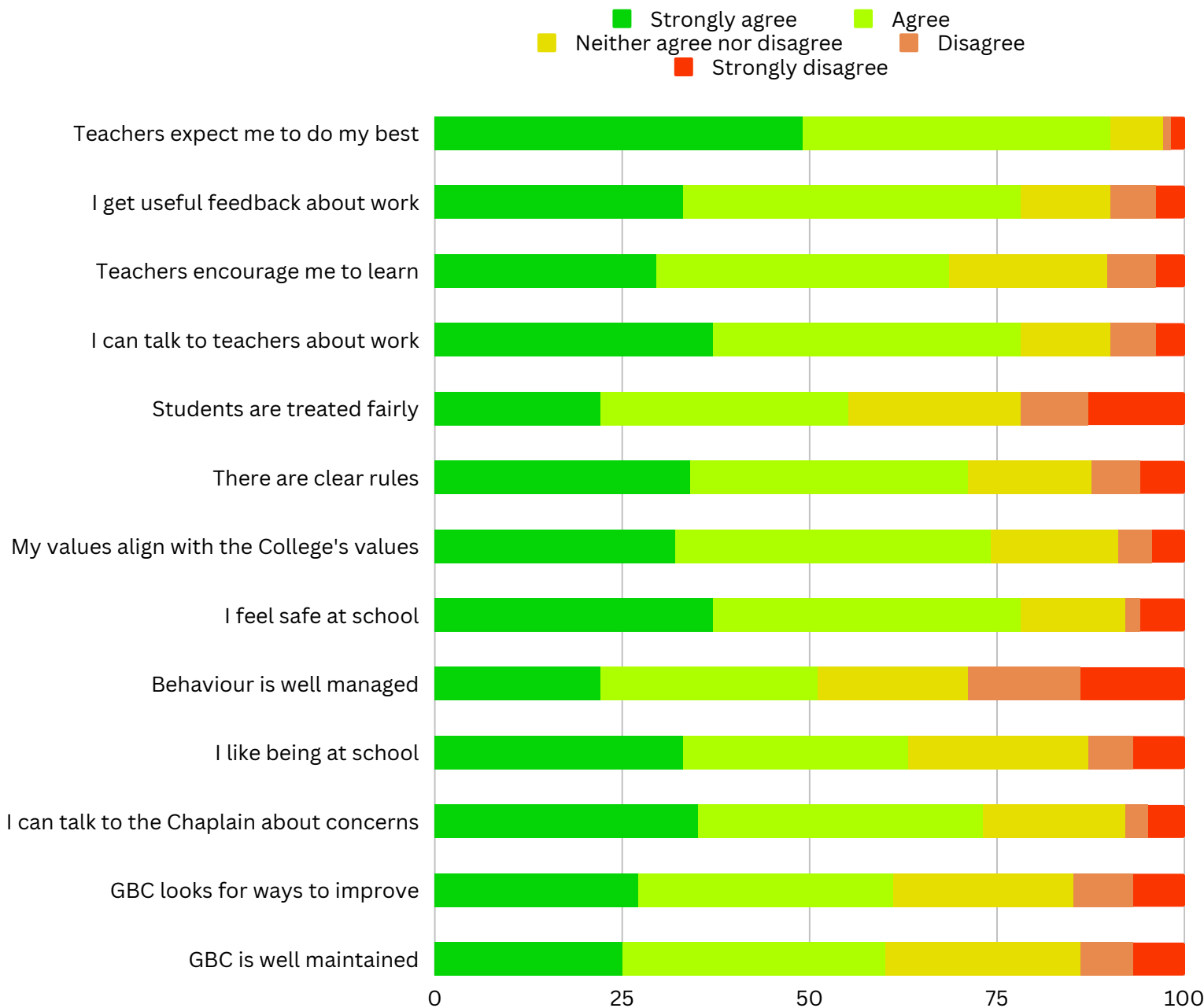
Parent survey





Satisfaction Survey 2022

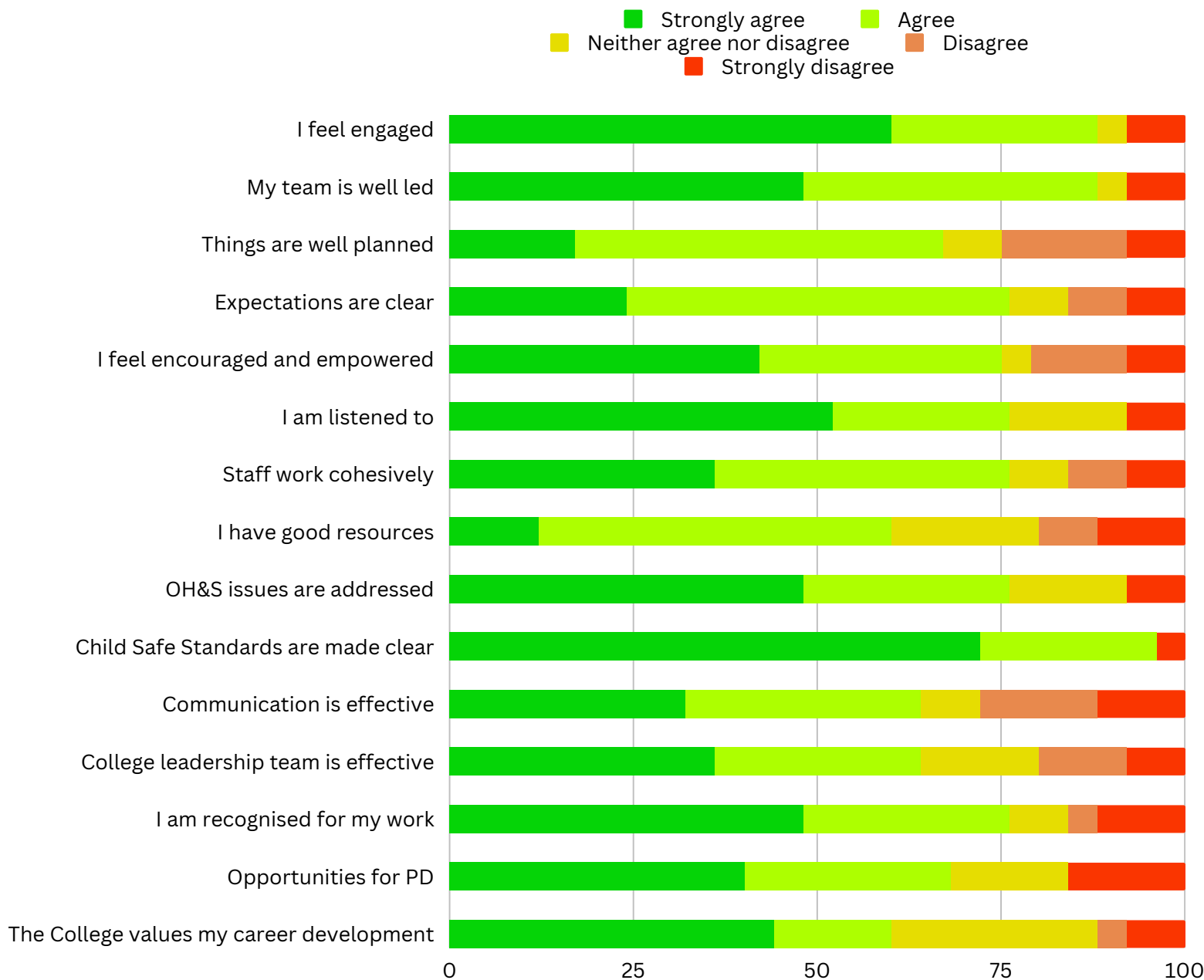
Student survey





Satisfaction Survey 2022

Staff survey

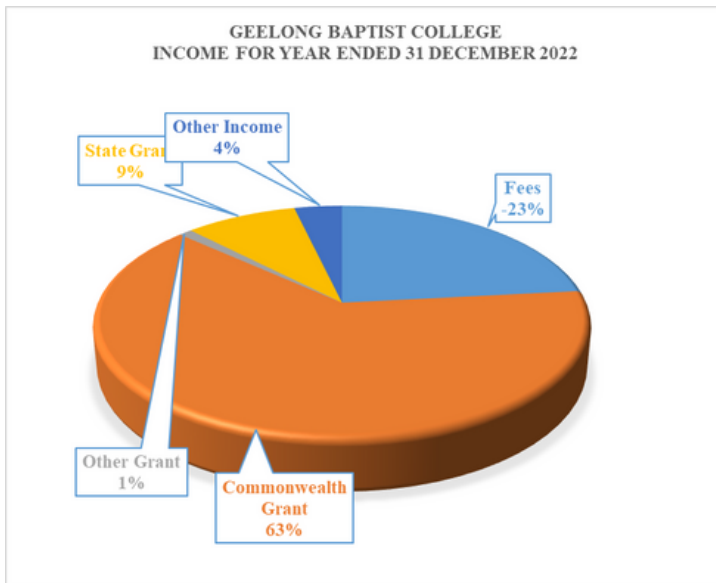




Finances

College income 2022

*not audited



College expenses 2022

*not audited

